



Using ST Math At Home

Instructions for Accessing ST Math Outside of School

Dear Parents or Guardians:

Your child is using the ST Math® software program at:

MURCH ELEMENTARY SCHOOL

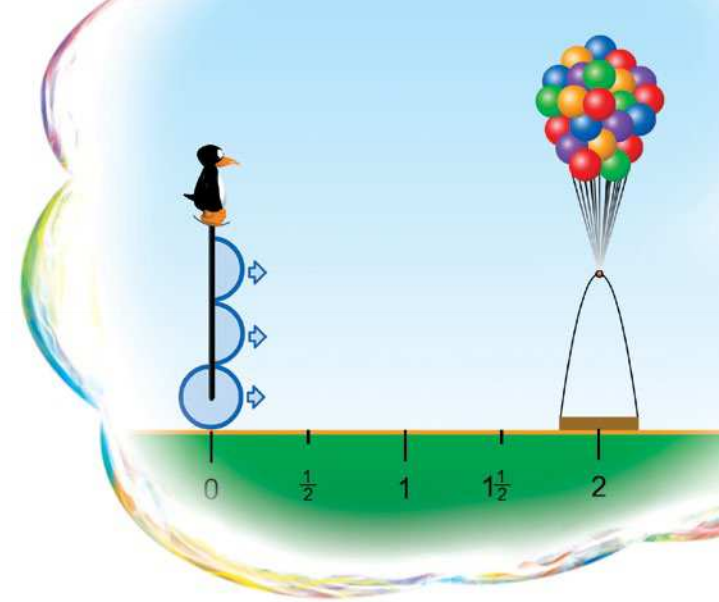
With ST Math, students play computer games designed to teach math. They can play the games at home or on devices other than those used at school. We encourage you to have your child play the games to review and practice the math skills learned in ST Math.

Your child's teacher may assign ST Math games for homework. Please make sure only the child with the ST Math account plays the games. Your child will access the program just as he or she does at school.

In ST Math, the game puzzles start off simple and then get more challenging as the student progresses. When they reach a challenging problem, your child should attempt the problem and use the visual feedback provided to help them figure out why their answer did or did not work. The feedback provided with each puzzle will help students figure out how to solve the problems.

If your child is struggling, help them by asking them questions about what they see happening on the screen. You should not give your child the correct answer to get them past the game with which they are struggling. The goal of ST Math is to promote problem solving.

Questions? Please ask your child's classroom teacher.



1 Pick Your Device

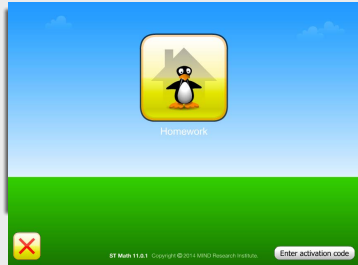
Computer

Works on Macs, PCs, and Chromebooks.


Requires 1GB of RAM (2GB recommended), and a high-speed Internet connection.

Access

Go to www.tinyurl.com/stmath-murch



Click on Jiji - no activation code is needed



Input student password



Now you're ready to play!

Tablets*

*Murch has ST Math featuring touch licensing - your child can access ST Math homework from home using their tablet.

Supported Devices:

- iPad 2 or newer running iOS 5.0 or higher
- Kindle Fire
- Full-size tablet running Android 3.1 or later

A high-speed internet connection is required.

Access



Download the app by searching for "ST Math" on

- iTunes Store (iPad)
- Google Play (Android)
- Amazon (Kindle Fire)

Activate

Enter your homework activation information, as printed:

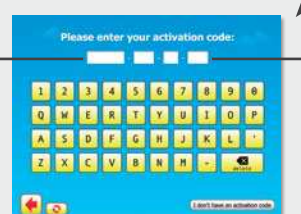
iPad

School ID:	MUR1JK
Password:	H3CG2K3V

-or-

Kindle Fire and Android

MUR1JK-H3C-G2-K3V



Login



Click/tap on JiJi.



Tell your child to enter his/her visual password.



Play the gray!

No Cones?



If all games assigned for homework have been played, select the green cones button at the bottom of the screen to review completed games.

Exiting ST Math



After playing, your child should always use the back arrow button (just like at school) to exit the program. Doing so will save your child's progress and indicate to the teacher that the homework was completed.

YOU MUST BACK OUT OF THE PROGRAM AND CLICK ON THE RED 'X.'

2 Play